

Bubbler Valves

Model 5010

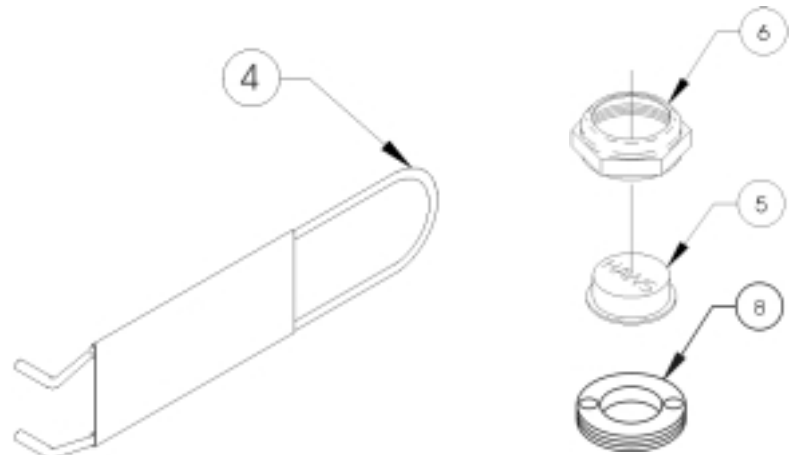
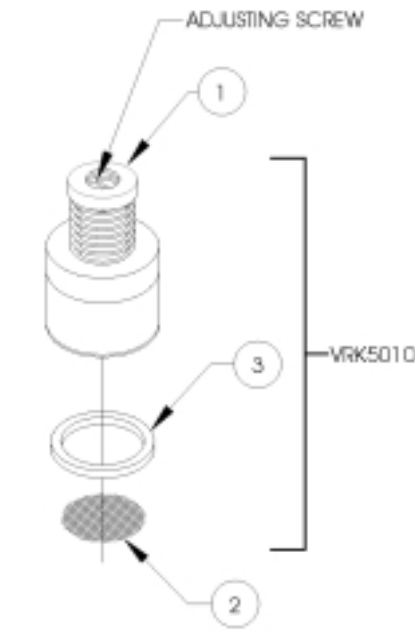
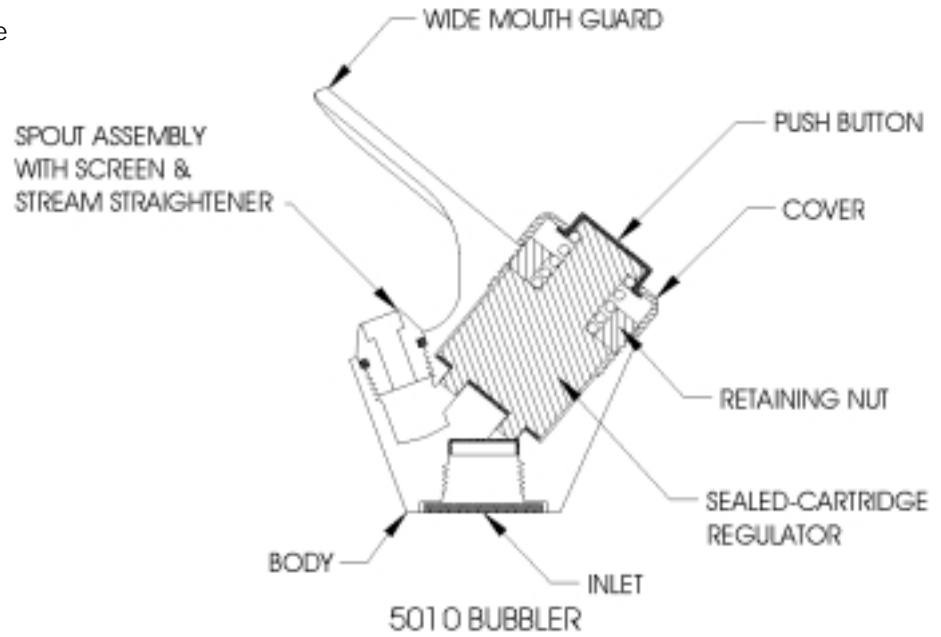
Lead free, integral, self-closing, push-button valve with adjustable pressure compensation stream regulation. 3/8" NPT(F) supply. This valve exceeds the standards of the Safe Drinking Water Act and Lead Contamination Control Act. All components in the waterway contain less than 0.1% lead. Dimensions: bottom of base to top of bubbler, 3 3/8"; base diameter, 1 1/4".

Servicing Instructions for Model 5010:

If stream height of water is unsatisfactory, remove hex nut (6) and button (5) and adjust stream by turning slotted adjusting screw: clockwise to raise, counter clockwise to lower. If this fails to improve stream, remove complete valve and check strainer screen for debris. If this also fails, replace the cartridge assembly.

To Replace Cartridge in Model 5010:

- 1 Shut off water supply.
- 2 Unscrew hex nut.
- 3 Remove button.
- 4 Remove retaining nut with wrench.
- 5 Remove cartridge and gasket.
- 6 Insert new cartridge and gasket.
- 7 Reassemble parts in reverse order.



Repl. Part #	Item #	Description
VRK5010	1	Cartridge Assembly (Includes Gasket)
	2	Screen
	3	Washer
0006983506	4	Wrench Spanner For Retainer Nut Removal
0001333699	5	Button-Push
0003849387	6	Nut Cover, Hex
0005384011	7	Spout, with "O" Ring
0003849394	8	Retaining Nut

LEAD FREE

